


WHAT DOES THIS BUTTON DO?:
CAMERA BASICS PLUS A LITTLE MORE

Kate McCarthy
LHPC Photography Special Interest Group



DSLR and Full Frame Cameras have similar structures; however they all come from different manufactures which all have their particular spin on structural design and controls. There are differences in models within the same brand. **READ THE MANUAL** or find videos specific to your camera make, model, and year produced for best results.



Canon



Panasonic

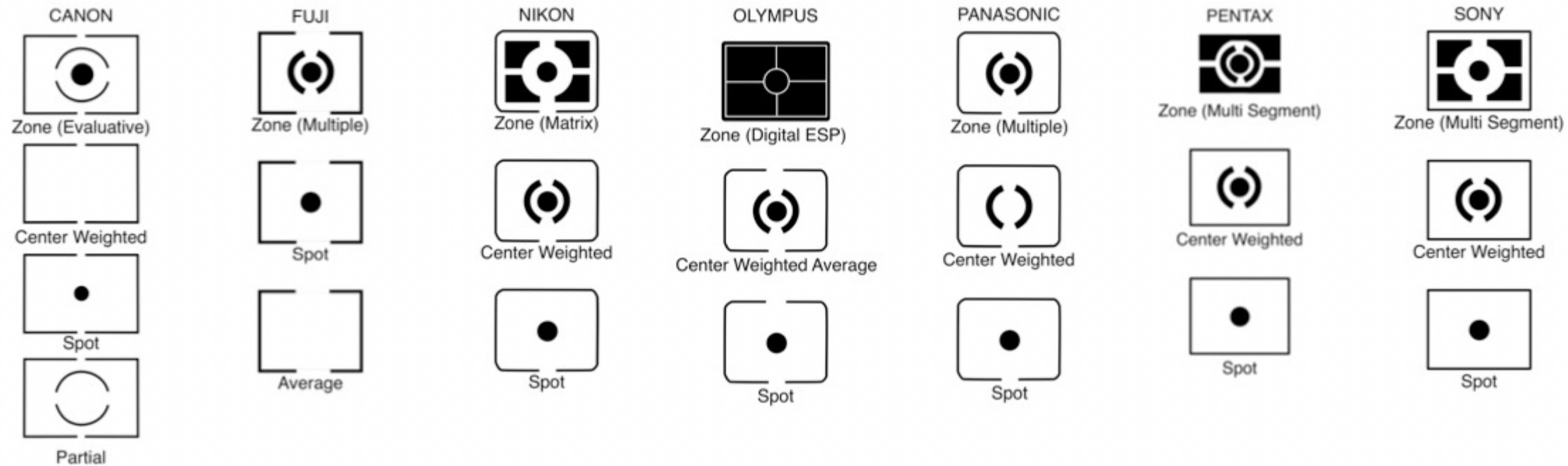


Nikon



Sony

METERING MODES AND ICONS BY MANUFACTURER



- **Multi:** Divides the scene into multiple areas, then reads the light in each area and tries to determine proper exposure.
- **Center:** Uses information from the whole frame but gives the items in the center more emphasis.
- **Spot:** Measures only the small center area. The size of the spot and placement of the spot can be adjusted.
- **Understanding your meter:** <https://www.youtube.com/watch?v=qYGc7QPU3tI>

•

Canon

- **Where to find Canon Manuals:**
<https://www.usa.canon.com/internet/portal/us/home/support/user-manual-library>
- **Free Tutorials from Canon:**
<https://www.usa.canon.com/internet/portal/us/home/learn/>



Nikon

- **Where to find Nikon Manuals:**
<https://www.nikonusa.com/en/nikon-store/camera-manuals.page>
- **Free Tutorials from Nikon:**
<https://www.nikonusa.com/en/learn-and-explore/videos.page>



Nikon

Sony

- **Where to find Sony Manuals:**
<https://www.sony.com/electronics/support/cameras-camcorders-digital-cameras/manuals>
- **Free Tutorials from Sony:**
<https://www.sonyalphalab.com/tag/tutorials/>



Sony Cameras

Panasonic


- **Where to find Panasonic Manuals:** http://camera.manualsonline.com/manuals/mfg/panasonic/panasonic_digital_camera_product_list.html
- **Free Tutorials from Panasonic:** <https://www.panasonic.com/global/consumer/lumix/academy/tutorial.html>



Panasonic Cameras

Smart Phones

- **It is best to Google photography information for your specific make and model of smart phone. Sit down and really learn what each setting does.**
- **Please refer to the SIG I did in May:**
https://www.lhphotoclub.com/files/ugd/7a5e64_12906293f71945f8b5be08b0c8a56abc.pdf
- **Smart Phone Photography Books:**
<https://photoswithphones.com/the-5-best-smartphone-photography-books-the-key-to-improving-your-mobile-phone-photos/>





Lincoln Hills Photography Club

Look at Our Club Webpage for More Ideas

- **Equipment and Services:** <https://www.lhphotoclub.com/photo-resources-page>
- **Photo Instruction:** <https://www.lhphotoclub.com/blog-front-porch>
- **Photocentric Websites:** <https://www.lhphotoclub.com/website-listing-page>
- **Photo Locations:** <https://www.lhphotoclub.com/copy-of-photo-locations-front-porch>
- **SCLH Photographers Facebook:** <https://www.facebook.com/groups/SCLHPhotographyClub/?ref=bookmarks>

Portable Camera Guides

- **Rocky Nook Pocket Guides:** <https://rockynook.com/product-category/camera-manuals/pocket-guides/>
- **PhotoBert Cheat Sheets:** https://www.bhphotovideo.com/c/product/1333501-REG/photobert_tc172_17_cheat_sheet_for_canon.html/?ap=y&ap=y&smp=y&smp=y&lsft=BI%3A514&gclid=CjwKCAjwo_KXBhAaEiwA2RZ8hGEeQfAl9rawlyXG7RocY_m3vcgri7zdPFdWU8PFjPl-jlIEWoA2URoCjr0QAvD_BwE
- **David Bursch Manuals:** <https://rockynook.com/author-info/david-d-busch-5353/>



Where can I find in-depth instruction on my specific camera?

- **Google for tutorials for your specific camera.**
- **Udemy:** <https://www.udemy.com/courses/search/?src=ukw&q=camera>
- **Creative Live:** <https://www.creativelive.com/#?page=1>
- **Action Camera and Sierra College**
- **Talk with a member who has a camera like yours.**



Canon Question

- I have a Canon 60 D. I'd like to find an easy way to set my ISO speed manually and easily so I can adjust my light settings rather than the camera automatically setting it.
- **Quick Control Key?** https://www.google.com/search?client=safari&rls=en&q=canon+60+D+tutorial+on+iso+and+shutter+speed&ie=UTF-8&oe=UTF-8#kpvalbx=IwsYY_CnFrXR9APXyryoBQ_49



Nikon Question

- When I set the mode for A (Aperture) and want to increase the shutter speed, I try to increase the ISO, but it still doesn't change the shutter speed.
- When using a standard lens for the camera, it seems that I can't select an aperture wider than 5.3 (to blur the background and keep the object in focus (shallow depth of field). Is that a limitation of the lens?
- Online General Tutorial on Nikon Z50:
<https://www.youtube.com/watch?v=PJZpMcFYsSA>



Main Controls of Camera: Modes

- **Automatic:** Automatically selects camera settings based on scene recognition.
- **Program:** Camera sets shutter speed and aperture, based on your settings of ISO and metering.
- **Shutter:** You set the shutter speed and camera sets the aperture based on metering information and current ISO.
- **Aperture:** You set the aperture and the camera sets shutter speed based on metering information and current ISO. The range of apertures depends on the lens.
- **Manual:** You set everything.
- **Custom Buttons:** Allows you to set often used modes or pre-registered settings. (Examples would be setting for sports, birds in flight, low light etc.)
- **Exposure Compensation Dial:** Allows you to finely adjust the exposure between stops.



What Is In A Lens?

- **Parts of a Camera Lens:** <http://www.boostyourphotography.com/2013/10/lens-names.html>
- **How to Use Your Lens:** <http://www.boostyourphotography.com/2013/10/learn-lens.html>
- **Camera Lens Accessories:** <http://www.boostyourphotography.com/2013/10/lens-accessories.html>

Learn Your Camera Lens Part 2: the Lens Itself

